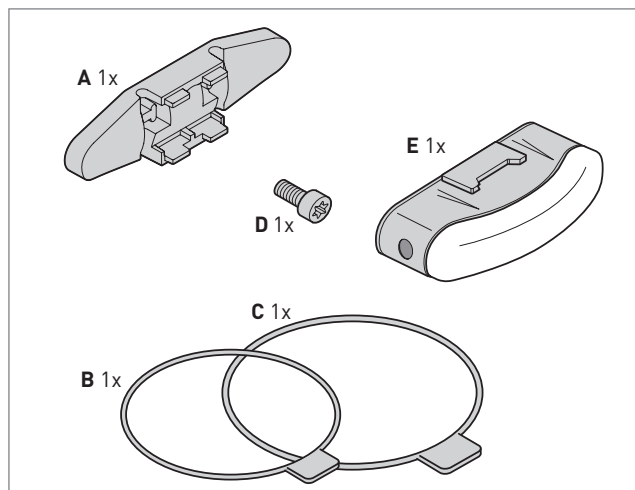



## EN . Scope of delivery

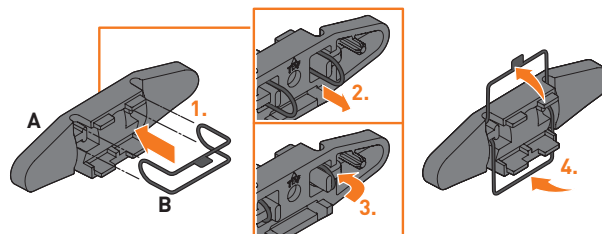


## EN . Tools

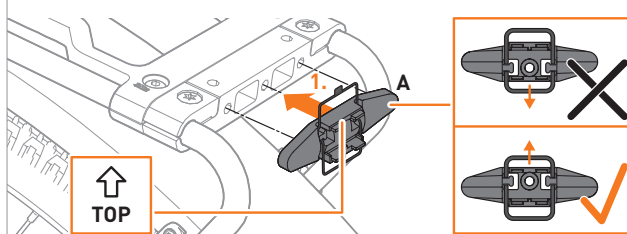


## EN . Mounting the rear light

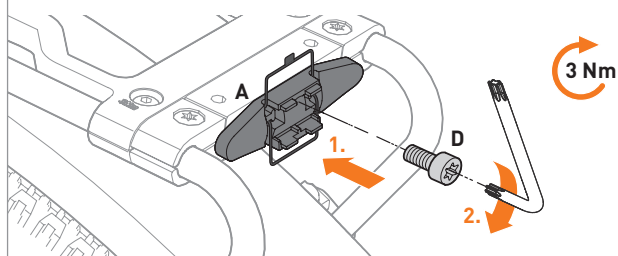
- 01 EN** Thread the short rubber band (B) into the holder (A) and position it over the tabs on the back. Finally, fold the loops of the rubber band (B) up and down on the front.



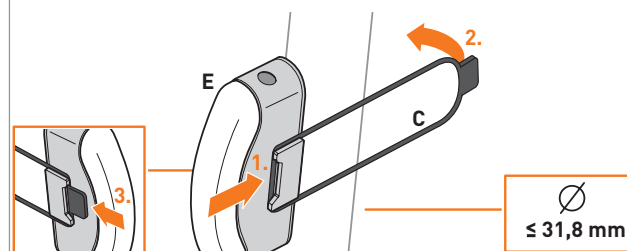
- 02 EN** Place the rear light bracket (A) on the mounted luggage rack. The bolts of the bracket (A) must engage in the holes of the luggage rack. **Please note.** Note the alignment.



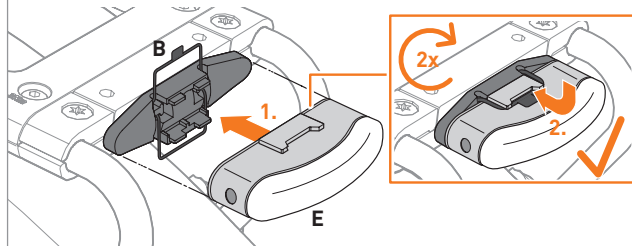
- 03 EN** Fix the rear light bracket (A) to the luggage rack with the screw (D).



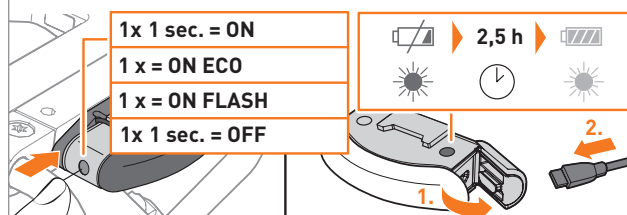
- i EN** Alternatively, you can mount the rear light (E) directly on the seat post using the long rubber band (C). **Please note.** Seat post diameter max. 31.8 mm.



- 04 EN** Mount the rear light (E) on the luggage rack using the rubber band (B). **Please note.** Ensure that the rubber band is correctly seated.



- i EN** **Operation.** To switch on and off, press the button on the side for approx. one second. You need a micro-USB cable (not included in scope of supply) for charging. The charging time is approx. 2.5 hours.





## EN . Safety instructions

Carefully read the entire safety instructions and follow the instructions.

### Safety instructions.

- Ensure that the tensioning rubber is correctly seated.  
If the rubber is not correctly guided behind the retaining lugs, the rear light may fall off during cycling.
- Fully charge the rear light before using it for the first time.
- If the rear light is not used for a longer period of time, we recommend charging the rear light every 6 months to prolong the life of the installed battery.

### Intended use.

The product is to be used as an accessory for the SKS Infinity Universal luggage rack. Therefore, mount the SKS Infinity Universal luggage rack properly beforehand.

Alternatively, the product can be mounted and used on the seat post with the supplied rubber band.

Any other use or structural alteration is considered to be not in accordance with the intended use and results in the expiry of the legal and contractual warranty.

### Disposal.



Dispose of packaging material in accordance with the applicable national and regional regulations.



The product contains batteries and must not be disposed of in household waste. You are legally obliged to return used batteries so that proper disposal can be ensured. You can return used batteries to a municipal collection point or to your local retailer. Alternatively, you can also send the used batteries to us by post.