

Update: September 2019



PHANTOM

Permanent Waxless Glide



High performance base treatment for alpine skis and snowboards.
Traitement de base haute performance pour skis alpins et snowboards.
Hochleistungs belagsbehandlung für alpinski und snowboards.
アルパインスキー、スノーボード用のハイパフォーマンスベーストリートメントです。

EN





Warning: Flammable liquid and vapor. Keep away from heat, hot surfaces, sparks, open flames and other ignition sources. Liquid can cause eye and skin irritation. Use in a well ventilated area and wear protective gloves, eye and face protection. Wash hands thoroughly with soap and clean water after handling, or immediately in case of contact with Phantom. Immediately wash eyes thoroughly with clean water or saline solution in case of contact with Phantom. Do not eat, drink or smoke when using Phantom, and do not store food, drinks, tobacco or e-liquid in or near the areas used to apply or cure Phantom. Do not ingest and do not smoke Phantom. If ingested, or through prolonged exposure, may cause damage to the central nervous system, the kidneys and the heart. Do not use if you are pregnant or have breathing difficulties. Do not mix with other products of any kind. Clean up spills immediately. KEEP OUT OF REACH OF CHILDREN AND PETS. It is safer for you to have the Phantom application process performed by a qualified professional. Once cured on a ski or snowboard, this is an inert material that is non-hazardous and emits no vapors.

For spill, leak, fire, exposure, or accident call CHEMTREC day or night. 1-800-262-8200 (within the U.S.) and +1 703-741-5500 (Worldwide). All other non-emergency inquiries about the product should be directed to DPS Skis: 1-801-413-1737 or phantom.support@dpsskis.com.

Attention: Liquide et vapeurs très inflammables. Tenir à l'écart de la chaleur, des surfaces chaudes, des étincelles, des flammes nues et de toute autre source d'inflammation. Le liquide peut provoquer une irritation des yeux et de la peau. Utiliser dans un endroit bien ventilé et porter des gants de protection, un équipement de protection des yeux et du visage. Se laver soigneusement les mains avec du savon et de l'eau propre après utilisation, ou immédiatement en cas de contact avec le produit Phantom. Laver immédiatement et abondamment les yeux avec de l'eau propre ou une solution saline en cas de contact avec le produit Phantom. Ne pas manger, boire ou fumer en manipulant le produit Phantom, ne pas stocker d'aliments ni de boissons, tabac ou e-liquide dans ou à proximité des zones utilisées pour appliquer ou faire sécher le produit Phantom. Ne pas ingérer et ne pas fumer le produit Phantom. En cas d'ingestion, ou d'exposition prolongée, peut causer des dommages au système nerveux central, aux reins et au cœur. Ne pas utiliser si vous êtes enceinte ou avez des difficultés respiratoires. Ne pas mélanger avec un quelconque autre produit. Nettoyer immédiatement tout liquide renversé. TENIR HORS DE PORTEE DES ENFANTS ET DES ANIMAUX DE COMPAGNIE. Pour votre santé, il est plus sûr de faire réaliser le processus d'application Phantom par un professionnel qualifié. Une fois durci sur un ski ou un snowboard, il s'agit d'un matériau inerte non dangereux qui ne dégage aucune vapeur.

En cas de déversement, de fuite, d'incendie, d'exposition ou d'accident, appelez CHEMTREC aux numéros suivants : 1-800-262-8200 (within the U.S.) and +1 703-741-5500 (Worldwide). (disponible 24h/24), un centre antipoison ou un médecin. Toutes les autres demandes non urgentes concernant le produit doivent être adressées à DPS Skis au 1-801-413-1737 ou à phantom.support@dpsskis.com.

Warnung: Flüssigkeit und Dampf entzündbar. Von Hitze, heißen Oberflächen, Funken, offenen Flammen und anderen Zündquellen fernhalten. Flüssigkeit kann Augen- und Hautreizungen verursachen. In einem gut gelüfteten Bereich verwenden und Schutzhandschuhe sowie Augen- und Gesichtsschutz tragen. Waschen Sie sich nach der Handhabung oder bei Kontakt mit Phantom sofort die Hände mit Seife und klarem Wasser. Bei Kontakt mit Phantom sofort die Augen gründlich mit klarem Wasser oder Kochsalzlösung waschen. Bei der Verwendung von Phantom nicht essen, trinken oder rauchen und keine Lebensmittel, Getränke, Tabak oder E-Liquid in oder in der Nähe von Phantom lagern. Nicht einnehmen und kein Phantom rauchen. Bei Verschlucken oder bei längerer Exposition können das zentrale Nervensystem, die Nieren und das Herz beschädigt werden. Nicht verwenden, wenn Sie schwanger sind oder Atembeschwerden haben. Mischen Sie nicht mit anderen Produkten oder irgendeiner Art. Verschüttungen sofort aufräumen. NICHT REACH ODER KINDER UND TIERE AUFBEWAHREN. Es ist sicherer für Sie, das Phantom-Antragsverfahren von einem qualifizierten Fachmann durchführen zu lassen. Einmal auf einem Ski oder Snowboard ist dies ein inertes Material, das ungefährlich ist und keine Dämpfe abgibt.

Bei Verschütten, Auslaufen, Verschlucken, Feuer oder Unfall erreichen Sie den Notdienst von CHEMTREC unter den folgenden Nummern: 1-800-262-8200 (within the U.S.) and +1 703-741-5500 (Worldwide). (24 Stunden erreichbar). Alle anderen Nicht-Notfallanfragen zum Produkt sollten an DPS Skis gerichtet werden: 1-801-413-1737 oder phantom.support@dpsskis.com.

引火性液体および蒸気です。熱、高温の表面、火花、炎、その他の発火源から遠ざけてください。液体は眼や皮膚刺激を引き起こすことがあります。換気の良い場所で使用し、保護手袋、眼および顔面保護具を着用してください。取扱い後は直ちに石鹸と水で清潔に洗い流すか、ファントムと接触した場合はすぐに手を洗ってください。ファントムが目に入った場合は、直ちに清浄な水または生理食塩水で十分に洗浄してください。ファントムを使用するときには、飲食や喫煙をしないでください。また、ファントムの施工に使用する区域やその周辺には、食べ物、飲み物、タバコ、e-液体などを保管しないでください。Phantomを体内に摂取したり吸ったりしないでください。摂取した場合、または長期間触れていた場合、中枢神経系、腎臓および心臓の損傷を引き起こす可能性があります。妊娠しているか、呼吸困難がある場合は使用しないでください。いかなる種類の他の製品とも混合しないでください。こぼれた液体は直ちに清掃してください。子供やペットの手の届かないところに保管してください。ファントムの施工取扱いのプロセスを訓練された専門家が実行することが安全です。スキーやスノーボードで一度硬化すると、これは危険ではなく、蒸気を放出しない不活性材料です。

破損、液漏れ、引火やその他のアクシデントについては、CHEMTREC Day or Nightに電話してください。1-800-262-8200 (within the U.S.) and +1 703-741-5500 (Worldwide). 製品に関する緊急以外のお問い合わせは、DPS Skis: 1-801-413-1737 or phantom.support@dpsskis.com.

OVERVIEW

PHANTOM™ has been specifically designed and tested for a curing process using natural outdoor strong sunlight, or in conjunction with PHANTOM Cure Station™. Please read the PHANTOM™ DIY application instructions and warnings before beginning.

In Northern and Southern latitudes mid-Winter, or where 1 hour of uninterrupted strong sunlight is not possible, it is recommended to cure in a PHANTOM Cure Station™, or apply between Spring and Fall when the sun is strongest for proper UV strength and temperature.

Disposal: If entire contents of individual packets are not used up, remaining liquid can be poured into absorbent cloth or paper and disposed of once entirely dry. Please contact DPS Skis at +1.801.413.1737 or phantom.support@dpsskis.com if you have any troubles or questions regarding PHANTOM™.

Included in this Kit:

- 2 x PHANTOM Part A packets
- 2 x PHANTOM Part B packets
- 1 x Applicator Pad
- 1 x Polishing Pad



You need to supply:

- 1 x Hand Nylon Brush (or similar, read Step 5 for details)

Manufacturer:
Drake Powderworks, Inc.
DBA: DPS Skis
647 South 600 West
Salt Lake City, UT 84101
USA
Phone: +1.801.413.1737
Email: phantom.support@dpsskis.com
Website: www.phantomglide.com

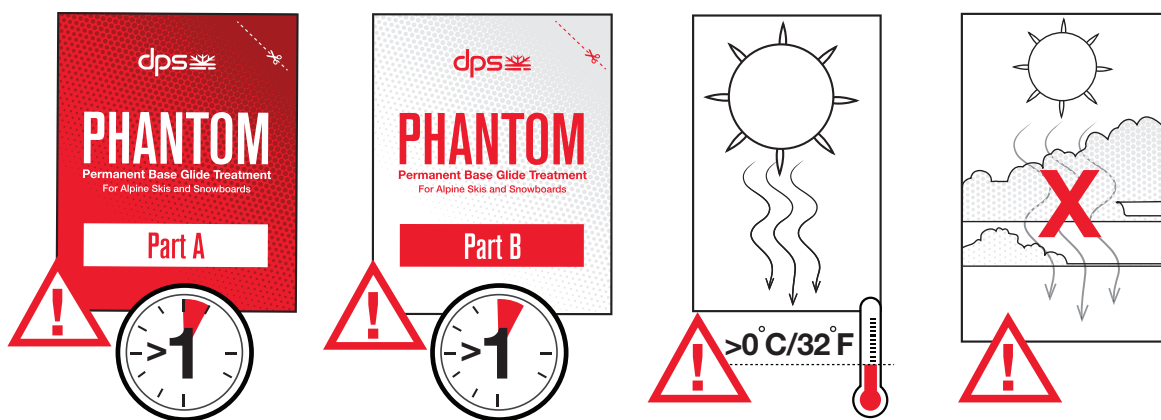
Definitions of symbols:



Flammable



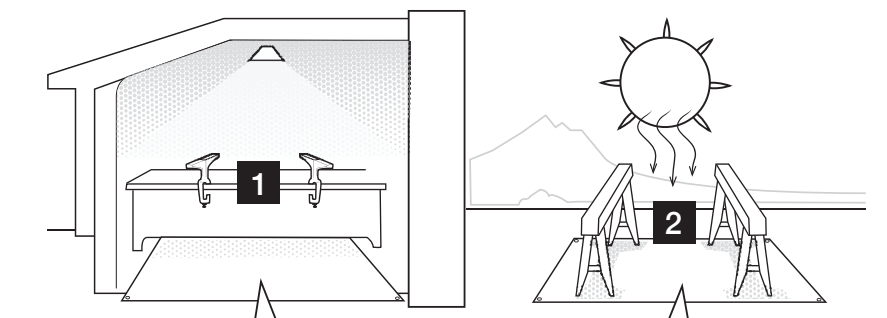
Caution: To identify general caution when using the product.
Used for less serious health hazards like skin irritation.



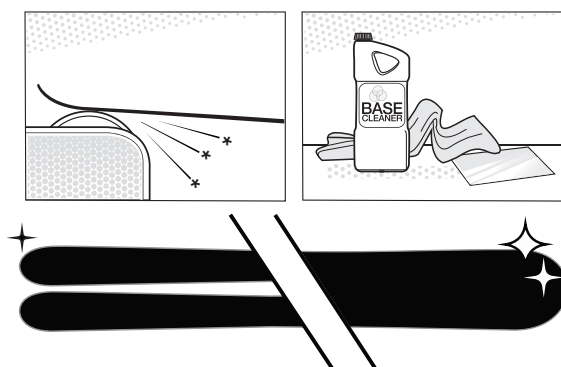
HOW TO APPLY PHANTOM:

PHANTOM requires a minimum of 1 hour of direct sunlight, and temperatures above 0°C/32°F to cure each part properly. Direct sunlight is required for a proper cure. Cloud cover of any type is unacceptable.

Set up one work station away from direct sunlight. Set up a second work station as a curing zone in direct sunlight.



Apply in a well ventilated area and wear protective gloves during the process. Wear eye and face protection as needed for particulate.

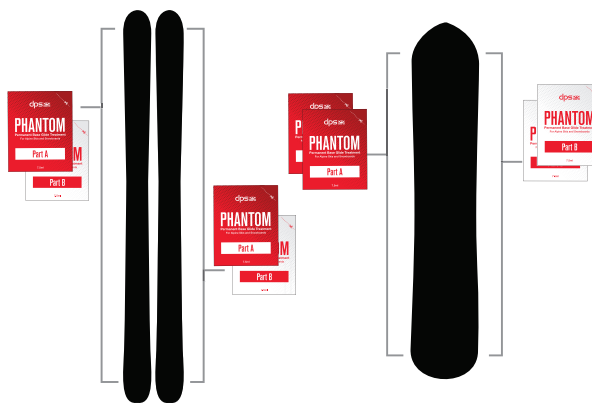


STEP 1

Clean the base either by a fresh stone-grind or a thorough base cleaning. A base grind is highly recommended if the base is at all oxidised and/or has bad structure and damage. This is essential to help ensure good PHANTOM performance. If the bases are in good shape simply use base cleaner to remove old wax and grime. Apply liberally. Spread with a paper towel until base is fully covered and continue to wipe clean. Wipe dry with a clean microfiber towel, allowing full evaporation of base cleaner afterwards. If base is particularly dirty brush it out, and then repeat base cleaning process.

STEP 2

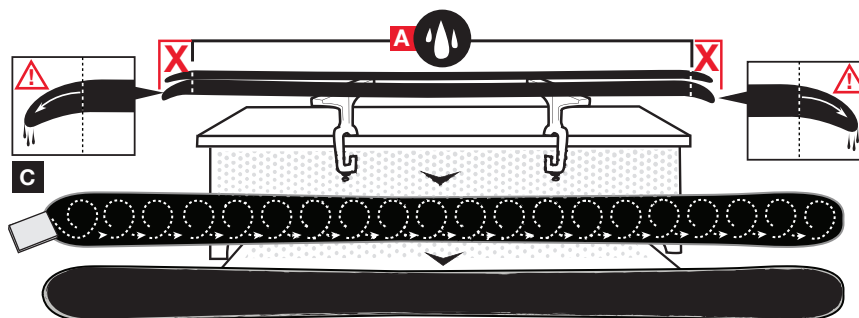
IMPORTANT: PHANTOM should be at ambient room temperature (65°F - 85°F / 18°C - 30°C). Skis will each use one packet of A and B per each ski base. Snowboards will use both packets of A and B for the entire base.



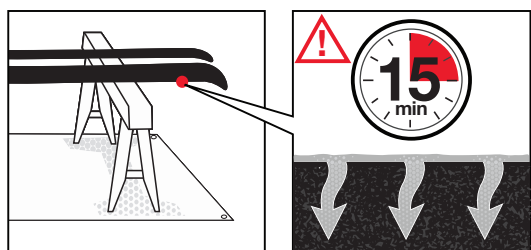
Thoroughly knead each packet to mix the contents before application. If you feel any harder crystals in the packet continue to mix.

Apply liquid from Packet(s) A only as a line down the center of the ski/board. Applying light pressure with applicator pad, spread evenly between the contact points, working from the centre of the ski out to the edges (to minimise mess and clean-up later). Spread PHANTOM out to tips and tails, trying to minimise run off. Wipe off any excess PHANTOM that spills over onto the top sheet.

Note: For best results, warm up the bases in the sun before applying PHANTOM.



STEP 3




Place ski(s)/snowboard on a flat surface (out of direct sunlight) for a 15 minute soak period. After the soak period, wipe down the base vigorously with a clean paper towel. The aim should be for the ski to have a polished sheen, with no pools of excess PHANTOM. This wipe down is key for getting complete and timely cures. Clean any excess PHANTOM that has dripped onto the top sheet or edges with a damp rag or alcohol wipe before it has been set out to cure. PHANTOM can leave a stain on top sheets if left on. A WD-40 type cleaner/degreaser can help remove a stain. Or wiping down with a very hot wet rag.

STEP 4

Bring skis or snowboard to outside curing location and allow Part A to cure under direct sunlight for a minimum of 1 hour. A full cure has been achieved when the base is fully dry with light PHANTOM residue (chalky white). If wetness exists, wipe off with a paper towel and continue curing until fully dry.

Note:

- If the weather changes after 30 minutes or you fail to achieve a full cure, remove as much of the wet residue as possible with a paper towel and bring inside to your warmest room for 24 hours.
- Product should lay horizontal for at least the first 20 minutes, and then can be angled to maximize and follow direct sun exposure.

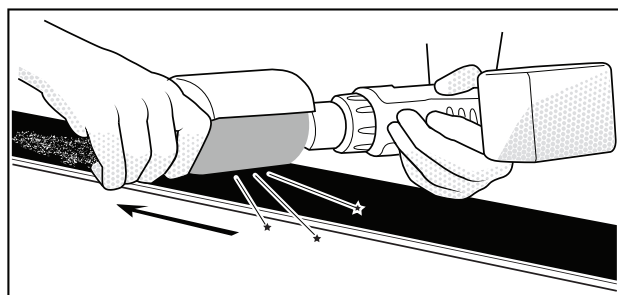


STEP 5

Make sure that the skis or board are completely dry. If any wetness exists, continue to cure and DO NOT proceed further in the process. If you pull the skis or board prematurely and move on to the next step, you may not achieve desirable performance. If you are unsure if a patch is wet, you may test it by swiping the area with a rubber glove and seeing if any oily residue is left on the glove.

Please note: If you pull the skis or board prematurely and move on to the next step, you may not achieve desirable performance.

Wear appropriate eyewear and mask to avoid flying particles. If you have access to one, a nylon roto brush is optimal for this step. Otherwise, use your own hand nylon (or horsehair) brush. Vigorously brush the base from tip to tail until base looks its natural color with no visible white cured PHANTOM. Spray water over the entire base. Wipe off with a clean microfiber until dry.



STEP 6

On a dry base repeat Step 2 - 6 with Part B. Note that when initially spreading PHANTOM Part B over the base, it may pill/bead up. If this occurs, continue to spread/massage the PHANTOM Part B into the base until you see an even distribution.

STEP 7

Following the finishing/brushing process for Part B, spray water over the entire base once again. Polish the bases with the supplied fiber polishing pad and water. Apply solid pressure, and polish in the same motion as you would use a hand brush. At this point, the ideal base appearance is matte black.

If necessary do a final top sheet clean using WD-40 and a paper towel, rubbing vigorously. Then clean with rubbing alcohol. Once alcohol is dry if you cannot see any PHANTOM stains move on to cleaning side wall and edges. If further cleaning is needed, use a wire brush lightly in a circular motion with WD-40 until the stains are gone. Check the stains are fully gone using rubbing alcohol once again.

STEP 8

A PHANTOMed base will continue to have consistent and fast glide, for as long as the base is kept in good condition. In practice, this means that some maintenance is required at regular intervals.

When the bases begin to look dry/white, this is a sign that abrasion has formed micro-hairs on the base. These can be managed through periodic polishing with the provided pad.

If the structure of the bases becomes damaged or severely abraded, a base grind is recommended. A base grind should always be followed by polishing to reduce microhairs.

Spring time dirt and grease also needs to be regularly cleaned from the base structure. Clean with an approved base cleaner, followed by nylon brush and polishing with pad.

Best Practices:

- Avoid direct UV light on PHANTOM, except for curing.
- Use protective gloves to avoid contact with skin.
- PHANTOM is harmful if ingested. Clean up spills and keep away from children and pets.
- Wear protective eyewear and mask while brushing.
- Apply in a well ventilated area
- Late Spring through Summer is the best time for outdoor curing. Prepare accordingly and be aware of solar strength in your location during other parts of the year.

Note: If you notice the consistency of the Phantom has thickened considerably to a gel or other similar substance, notify us immediately and avoid use on skis.

For local European 24/7 spill or accidents service in specific countries, call your regional poison control center, or the global service listed which has our SDS on file and product information.

CHEMTREC Austria	+ (43)-13649237	German
CHEMTREC France	+ (33)-975181407	French
CHEMTREC Germany	0800-181-7059 OR + (49)-69643508409	German
CHEMTREC Italy	800-789-767 OR + (39)-0245557031	Italian
CHEMTREC Sweden	+ (46)-852503403	Swedish
CHEMTREC Switzerland	+ (41)-435082011	Swiss German, French and Italian
CHEMTREC Japan	+ (81)-345209637	Japanese